

GLOBAL 2020 FOLDING ARM AWNING

GLOBAL AWNING ACCESSORIES



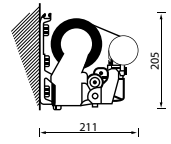
BAT
awning the italian way

WWW.GLOBALAWNINGS.COM.AU

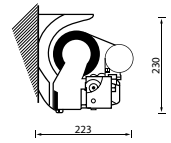
FEATURES

- 40mm x 40mm Square Bar
- 78mm Galvanised Steel Roller Tube
- 11:1 Gear-box is standard – Awnings over 6m should be motorized
- Compact Design which sits closer to the wall
- Projection from 1600mm to 4100mm
- Width from 2.01m to 12m
- Heavy Duty Arms with Stainless Steel Chain
- Styled heavy extruded front bar
- Pitch adjustment at installation can be set up to 55 degrees
- Extendable Front Valance is available as an option (up to 1200mm drop for hemmed acrylic and 2000mm for unhemmed acrylic).

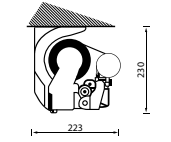
Projection (Arm Size mm)	Minimum Width	Minimum Width with Crossed Arms
1600	2010	1290
1850	2260	1410
2100	2510	1540
2350	2760	1600
2600	3000	1790
2850	3260	1910
3100	3510	2040
3600	4000	2290
4100	4500	2540



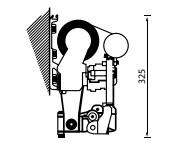
Wall/Face Fix



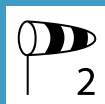
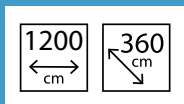


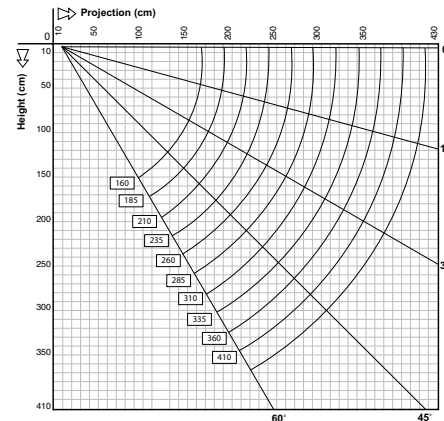
Wall/Face fix with Global 2020 bracket



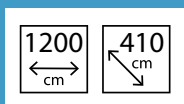
Ceiling/Top fix with Global 2020 bracket



Cross Over Arms



Wind Class 2 (European) /
Beaufort Force 5 (Australian)
Maximum wind speed of 37kms



Wind Class 1 (European) /
Beaufort Force 4 (Australian)
Maximum wind speed of 27kms

Colour Options are White, Ivory, Silver Grey or Anthracite Texture. Other standard Dulux Duralloy or Interpon Textura powder-coat colours are available at an additional cost.



WHITE



IVORY



SILVER
GREY



ANTHRACITE