

GENNIUS BELT DRIVEN PATIO SYSTEM

GLOBAL AWNING ACCESSORIES

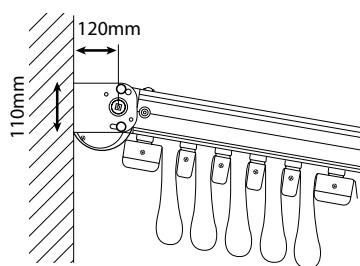


BAT
awning the italian way

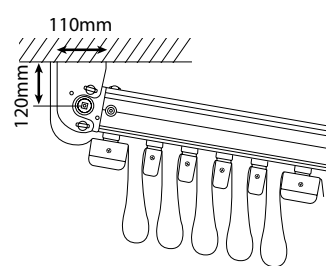
WWW.GLOBALAWNINGS.COM.AU

FEATURES

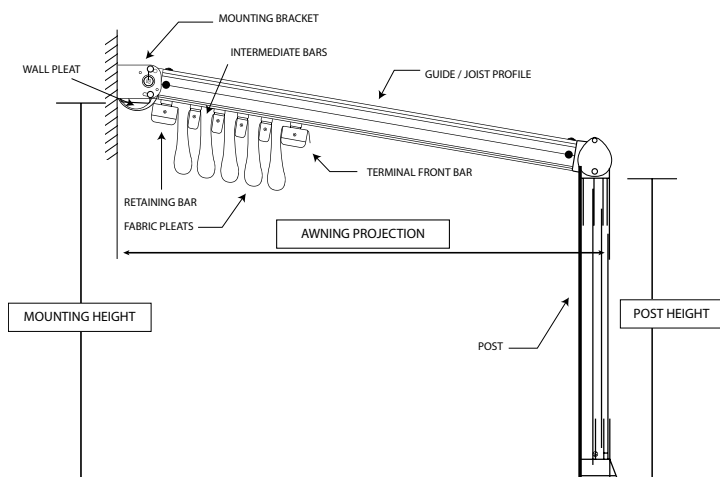
- The Genius Belt Drive Pleated Patio System is versatile and simple in design.
- Uses a 70mm Keyway Tube.
- Maximum width is 13.5 metres.
- Projections over 7m are available (P.O.A). If projection is greater than 7 metres it must be Top Supported.
- Recommended Measure of Fall is between 10 to 13 degrees
- Maximum Span between Posts is 4500mm centre to centre.
- Guttering for Drainage of water is an optional extra.
- Side Infills are an available option.
- A Hood Beam is another option available.
- Remote Control motor is the drive source – Gear-Box drive is not available.
- Utilises Individual Pleats – the nominal width of each pleat is 750mm.
- Extra Pleats are available at an additional charge.
- Uses a 6mm Spline along each long edge of the cross bars.
- Genius can be Wall/Face Fixed or Ceiling/Top Fixed.



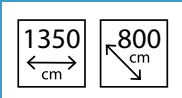
Wall Fixing



Ceiling Fixing



Genius A1 Awning Side View



Wind Class 3 (European) /
Beaufort Force 6-9 (Australian)

Maximum wind speed between 49kms - 88kms per hour depending on the size of the system.

Standard powder-coat colours are included in the price

YOUR GLOBAL AWNING ACCESSORIES DEALER